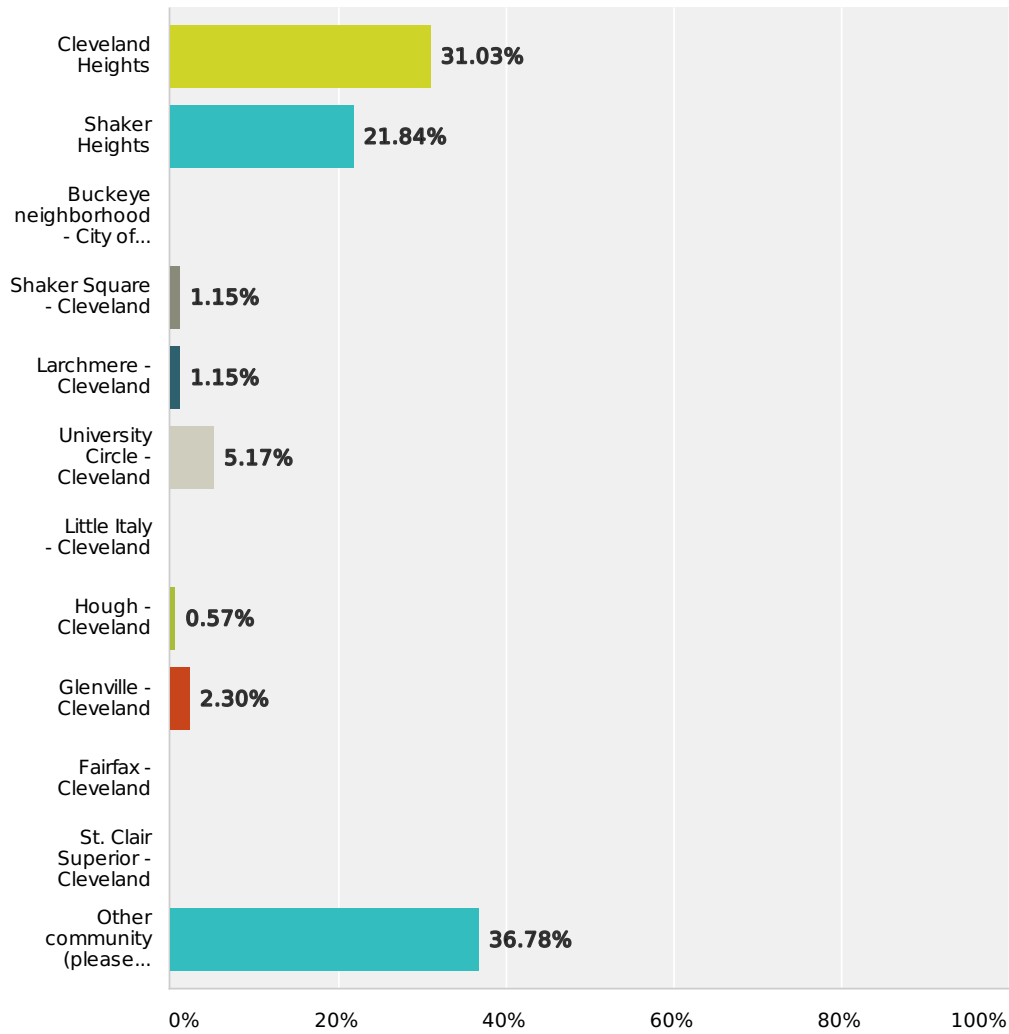


Q1 ABOUT YOU.... Where do you live?

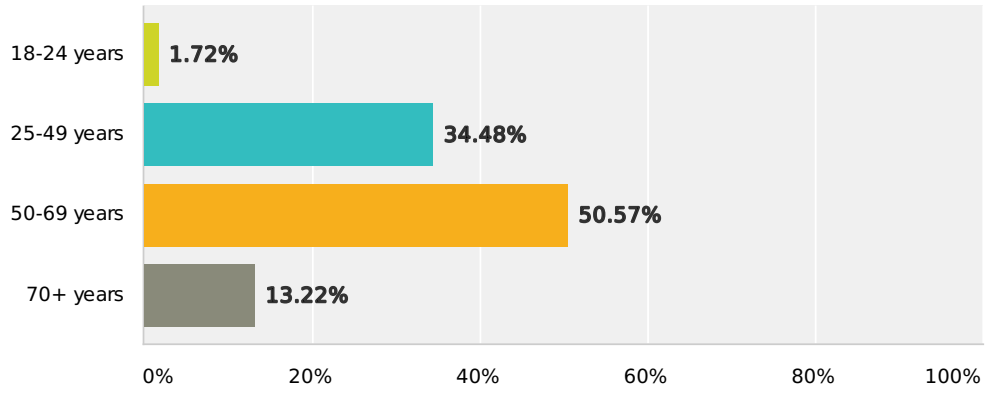
Answered: 174 Skipped: 0



Answer Choices	Responses
Cleveland Heights	31.03% 54
Shaker Heights	21.84% 38
Buckeye neighborhood - City of Cleveland	0% 0
Shaker Square - Cleveland	1.15% 2
Larchmere - Cleveland	1.15% 2
University Circle - Cleveland	5.17% 9
Little Italy - Cleveland	0% 0
Hough - Cleveland	0.57% 1
Glenville - Cleveland	2.30% 4
Fairfax - Cleveland	0% 0
St. Clair Superior - Cleveland	0% 0
Other community (please specify)	36.78% 64
Total	174

Q2 Your age....

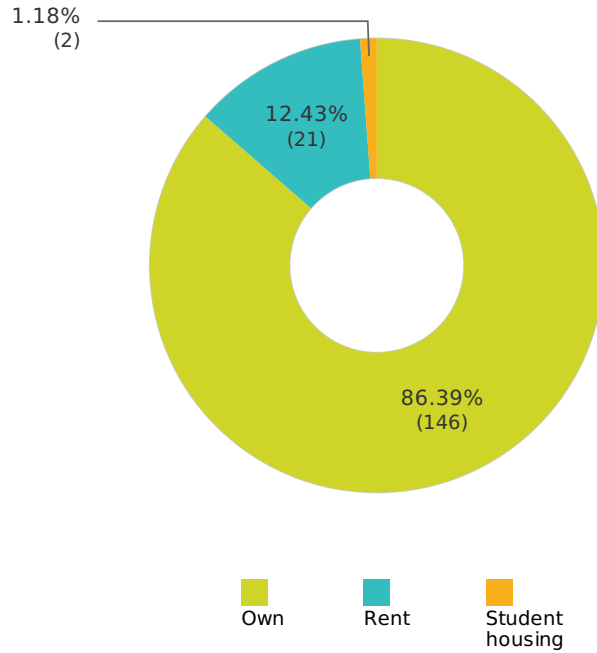
Answered: 174 Skipped: 0



Answer Choices	Responses	
18-24 years	1.72%	3
25-49 years	34.48%	60
50-69 years	50.57%	88
70+ years	13.22%	23
Total		174

Q3 Your housing...

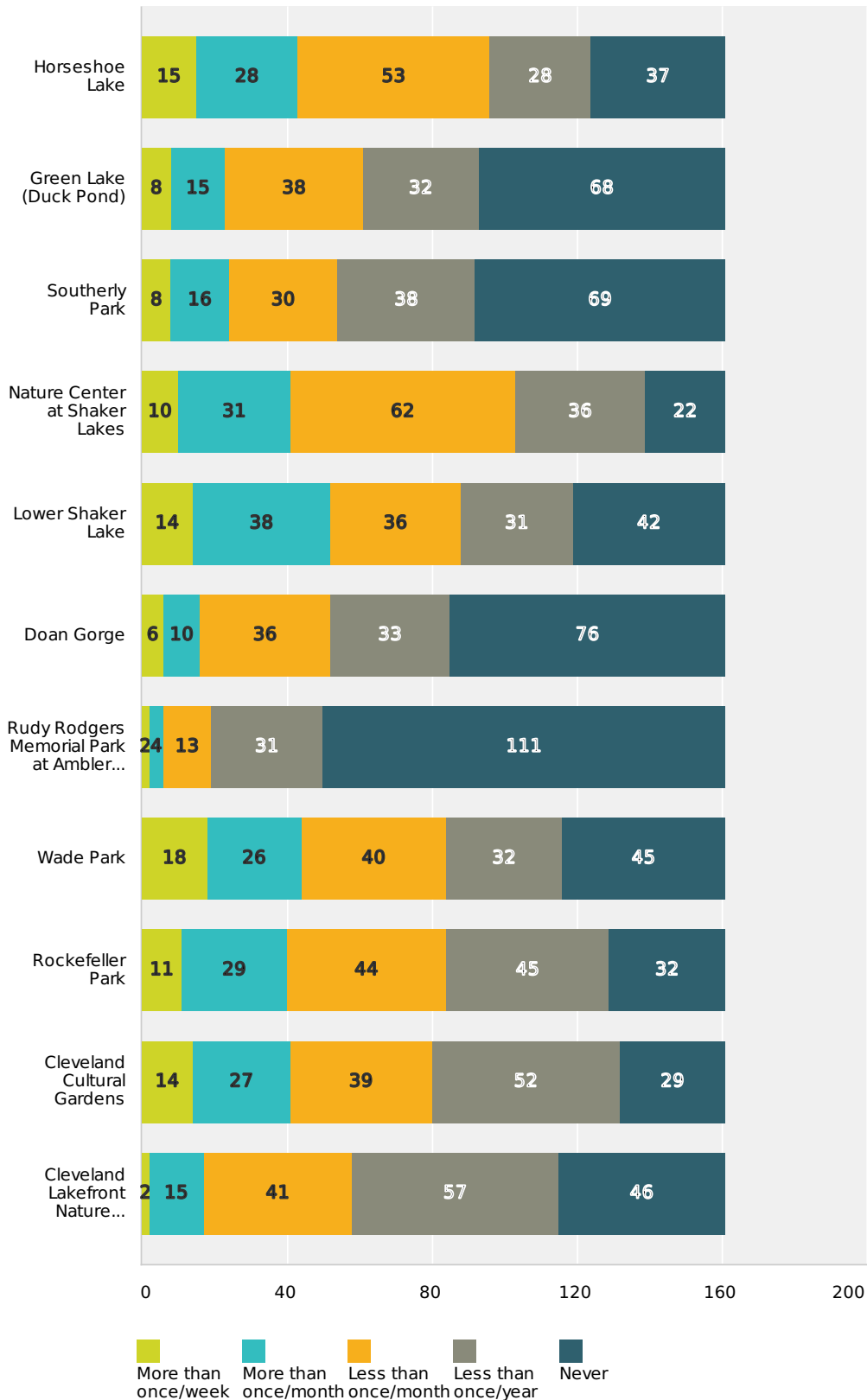
Answered: 169 Skipped: 5



Answer Choices	Responses	
Own	86.39%	146
Rent	12.43%	21
Student housing	1.18%	2
Total		169

Q4 How often do you use the following public open spaces within the Doan Brook watershed?

Answered: 161 Skipped: 13

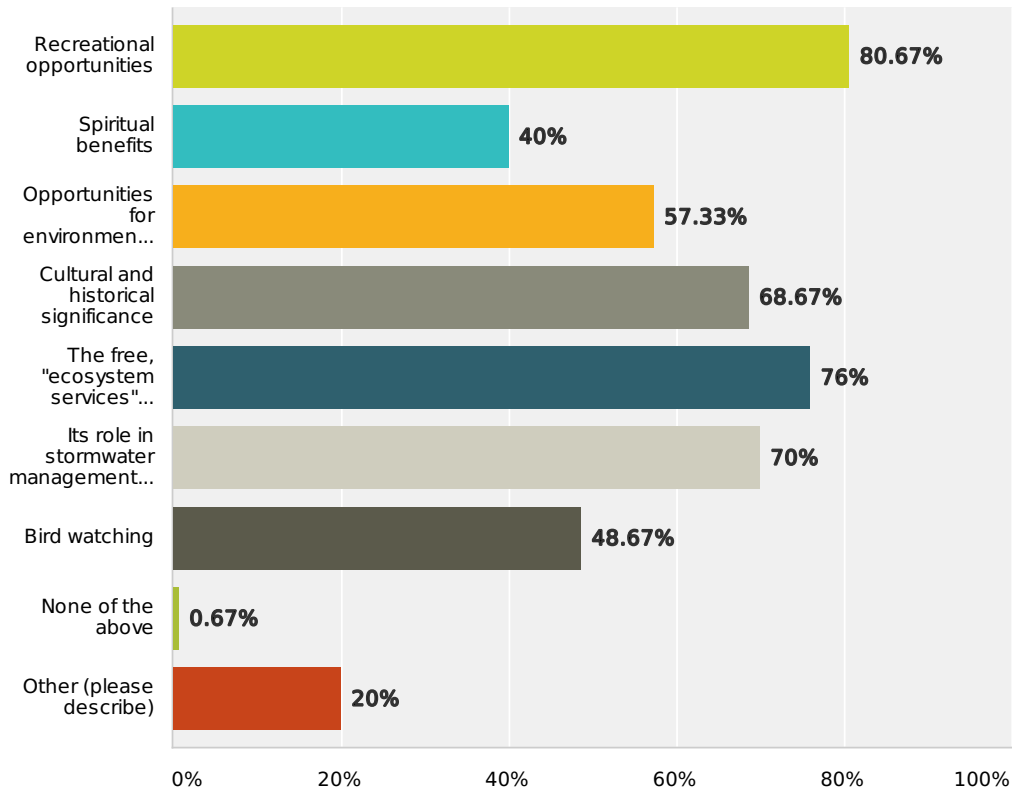


Doan Brook Watershed Community Input2

	More than once/week	More than once/month	Less than once/month	Less than once/year	Never	Total
Horseshoe Lake	9.32% 15	17.39% 28	32.92% 53	17.39% 28	22.98% 37	161
Green Lake (Duck Pond)	4.97% 8	9.32% 15	23.60% 38	19.88% 32	42.24% 68	161
Southerly Park	4.97% 8	9.94% 16	18.63% 30	23.60% 38	42.86% 69	161
Nature Center at Shaker Lakes	6.21% 10	19.25% 31	38.51% 62	22.36% 36	13.66% 22	161
Lower Shaker Lake	8.70% 14	23.60% 38	22.36% 36	19.25% 31	26.09% 42	161
Doan Gorge	3.73% 6	6.21% 10	22.36% 36	20.50% 33	47.20% 76	161
Rudy Rodgers Memorial Park at Ambler Park	1.24% 2	2.48% 4	8.07% 13	19.25% 31	68.94% 111	161
Wade Park	11.18% 18	16.15% 26	24.84% 40	19.88% 32	27.95% 45	161
Rockefeller Park	6.83% 11	18.01% 29	27.33% 44	27.95% 45	19.88% 32	161
Cleveland Cultural Gardens	8.70% 14	16.77% 27	24.22% 39	32.30% 52	18.01% 29	161
Cleveland Lakefront Nature Preserve	1.24% 2	9.32% 15	25.47% 41	35.40% 57	28.57% 46	161

Q5 What do you value about the Doan Brook open space? Check all that apply:

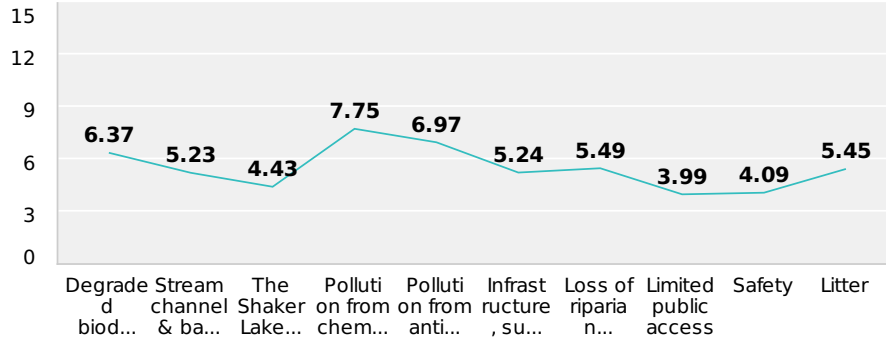
Answered: 150 Skipped: 24



Answer Choices	Responses
Recreational opportunities	80.67% 121
Spiritual benefits	40% 60
Opportunities for environmental education & research	57.33% 86
Cultural and historical significance	68.67% 103
The free, "ecosystem services" they provide, including water filtration, pollution uptake, air purification, soil building, biodiversity, etc.	76% 114
Its role in stormwater management, when combined with local and regional sewer systems	70% 105
Bird watching	48.67% 73
None of the above	0.67% 1
Other (please describe)	20% 30
Total Respondents: 150	

Q6 Which of the following issues facing the Doan Brook and its public open space concern you most? Please rank from 1-10, with 1 being most important.

Answered: 150 Skipped: 24



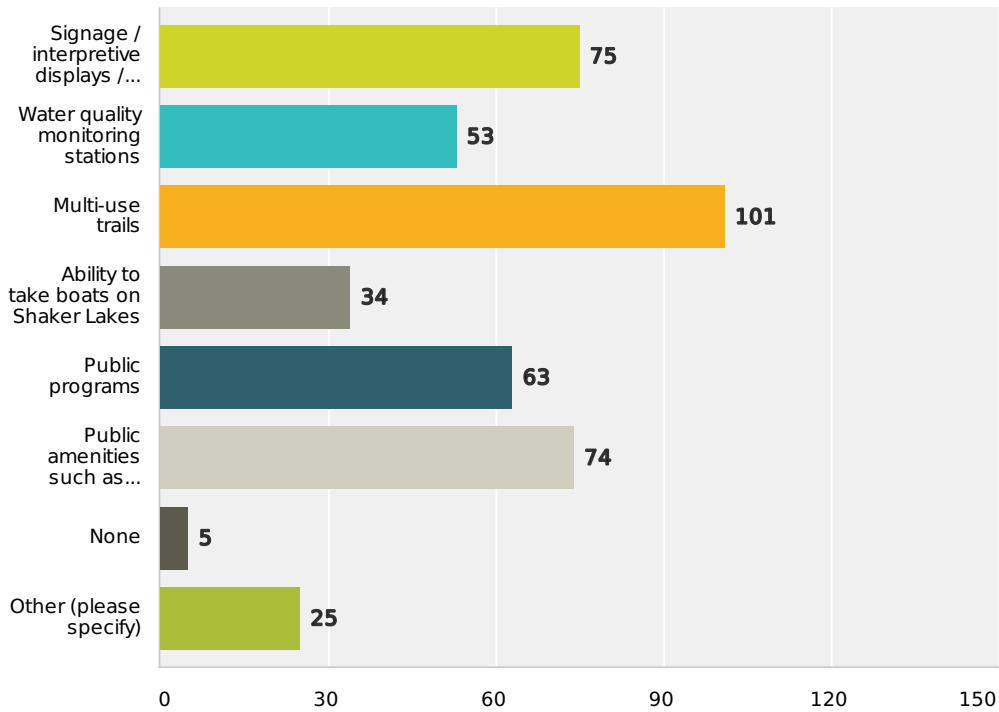
	1	2	3	4	5	6	7	8	9	10	Total	Average Ranking
Degraded biodiversity and habitats	10% 15	14.67% 22	16.67% 25	12.67% 19	10.67% 16	12% 18	6% 9	5.33% 8	7.33% 11	4.67% 7	150	6.37
Stream channel & bank erosion	3.33% 5	4.67% 7	12% 18	9.33% 14	20% 30	15.33% 23	10% 15	9.33% 14	5.33% 8	10.67% 16	150	5.23
The Shaker Lakes filling in & becoming shallow	7.33% 11	4% 6	4.67% 7	6.67% 10	8.67% 13	14.00% 21	9.33% 14	14.00% 21	16.67% 25	14.67% 22	150	4.43
Pollution from chemical runoff from lawns, animal waste, cars, etc	30% 45	22.67% 34	10.67% 16	13.33% 20	6.67% 10	2.67% 4	4.67% 7	2.67% 4	5.33% 8	1.33% 2	150	7.75
Pollution from antiquated sewer systems	16.67% 25	20% 30	16.67% 25	9.33% 14	10.67% 16	8% 12	5.33% 8	5.33% 8	2.67% 4	5.33% 8	150	6.97

Doan Brook Watershed Community Input2

Infrastructure such as dams & culverts, that alter the Brook	8.67% 13	4% 6	8.67% 13	10.67% 16	10% 15	14.67% 22	16.67% 25	11.33% 17	8% 12	7.33% 11	150	5.24
Loss of riparian corridor vegetation (or water's edge buffer zone)	6% 9	10% 15	10% 15	12% 18	8.67% 13	14.00% 21	16% 24	9.33% 14	6.67% 10	7.33% 11	150	5.49
Limited public access	4.67% 7	4.67% 7	6.67% 10	6% 9	10.67% 16	2% 3	9.33% 14	15.33% 23	17.33% 26	23.33% 35	150	3.99
Safety	6% 9	6.67% 10	5.33% 8	3.33% 5	6.67% 10	7.33% 11	10% 15	17.33% 26	16.67% 25	20.67% 31	150	4.09
Litter	7.33% 11	8.67% 13	8.67% 13	16.67% 25	7.33% 11	10% 15	12.67% 19	10% 15	14.00% 21	4.67% 7	150	5.45

Q7 What resources would strengthen your connection to the Brook or its lakes? Check any that apply.

Answered: 149 Skipped: 25

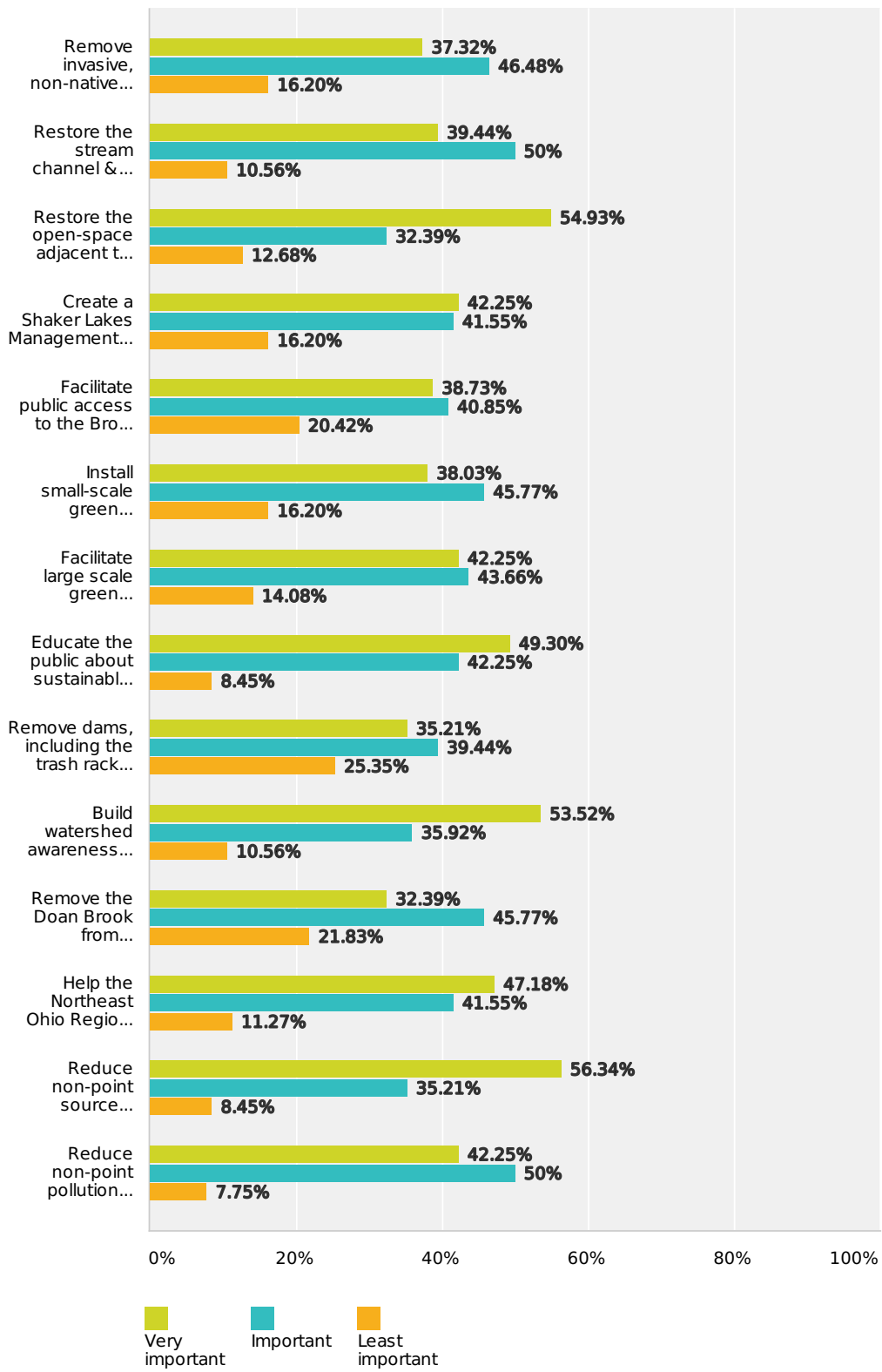


Answer Choices	Responses
Signage / interpretive displays / cell phone tours	50.34% 75
Water quality monitoring stations	35.57% 53
Multi-use trails	67.79% 101
Ability to take boats on Shaker Lakes	22.82% 34
Public programs	42.28% 63
Public amenities such as benches, parking, shelters, boat landings	49.66% 74
None	3.36% 5
Other (please specify)	16.78% 25
Total Respondents: 149	

Q8 The DBWP has a long list of potential projects for the Doan Brook, but we'd like to know which would top your list? Please rate each potential project from 1- being very important, 2- of lesser importance or 3- the least important at this time.

Answered: 142 Skipped: 32

Doan Brook Watershed Community Input2



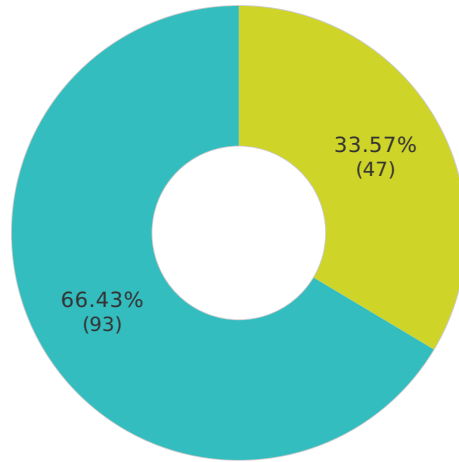
	Very important	Important	Least important	Total	Average Rating
Remove invasive, non-native plants in stream corridor	37.32% 53	46.48% 66	16.20% 23	142	1.79
Restore the stream channel & banks	39.44% 56	50% 71	10.56% 15	142	1.71

Doan Brook Watershed Community Input2

Restore the open-space adjacent to the Brook, including re-forestration	54.93% 78	32.39% 46	12.68% 18	142	1.58
Create a Shaker Lakes Management Plan	42.25% 60	41.55% 59	16.20% 23	142	1.74
Facilitate public access to the Brook with additional signs, trails, pedestrian bridges, etc.	38.73% 55	40.85% 58	20.42% 29	142	1.82
Install small-scale green infrastructure, such as rain gardens, green roofs and bioswales, in watershed communities	38.03% 54	45.77% 65	16.20% 23	142	1.78
Facilitate large scale green infrastructure that treats stormwater from multiple city blocks	42.25% 60	43.66% 62	14.08% 20	142	1.72
Educate the public about sustainable landscaping	49.30% 70	42.25% 60	8.45% 12	142	1.59
Remove dams, including the trash rack (in the Gorge) and check dams in Rockefeller Park	35.21% 50	39.44% 56	25.35% 36	142	1.90
Build watershed awareness with events, such as clean-ups, kayaking, biking, fishing & interpretive programs	53.52% 76	35.92% 51	10.56% 15	142	1.57
Remove the Doan Brook from underground culverts where feasible	32.39% 46	45.77% 65	21.83% 31	142	1.89
Help the Northeast Ohio Regional Sewer District & the Cities to improve sewer infrastructure	47.18% 67	41.55% 59	11.27% 16	142	1.64
Reduce non-point source pollution through public education and stormwater control measures	56.34% 80	35.21% 50	8.45% 12	142	1.52
Reduce non-point pollution through outreach to the business community	42.25% 60	50% 71	7.75% 11	142	1.65

Q9 Do you participate, individually or through group efforts, in volunteer clean ups, monitoring, awareness events or land restoration within the Cleveland area?

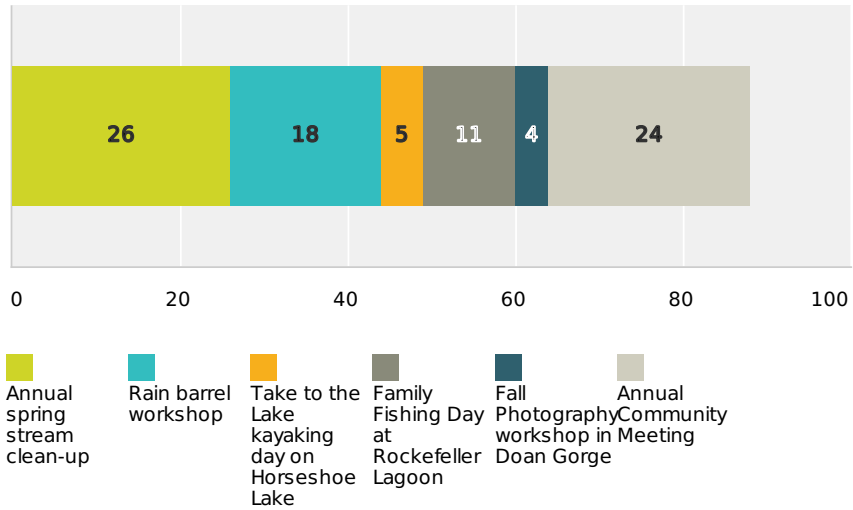
Answered: 140 Skipped: 34



No Yes

Q10 Have you participated in any of the following DBWP community events within the last year? Please check all that apply.

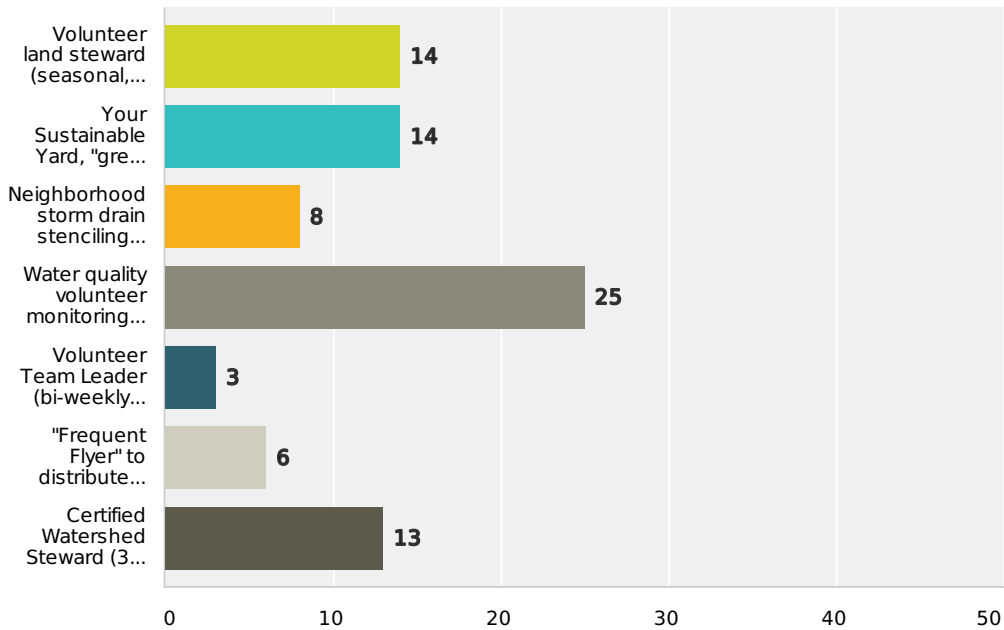
Answered: 59 Skipped: 115



Answer Choices	Responses	
Annual spring stream clean-up	44.07%	26
Rain barrel workshop	30.51%	18
Take to the Lake kayaking day on Horseshoe Lake	8.47%	5
Family Fishing Day at Rockefeller Lagoon	18.64%	11
Fall Photography workshop in Doan Gorge	6.78%	4
Annual Community Meeting	40.68%	24
Total Respondents: 59		

Q11 Would you be interested in volunteering for any of the following initiatives?

Answered: 43 Skipped: 131



Answer Choices	Responses
Volunteer land steward (seasonal, 2 hour opportunities)	32.56% 14
Your Sustainable Yard, "green" lawncare awareness campaign (seasonal, 4+ hour commitment)	32.56% 14
Neighborhood storm drain stenciling (seasonal, 3 hour opportunities)	18.60% 8
Water quality volunteer monitoring (quarterly, 1 hour commitments)	58.14% 25
Volunteer Team Leader (bi-weekly or monthly)	6.98% 3
"Frequent Flyer" to distribute event news throughout watershed neighborhoods (bi-monthly, 1 hour opportunities)	13.95% 6
Certified Watershed Steward (3 learning modules, 2 restoration events, and 2 monitoring activities via Cleveland MetroParks Watershed Volunteer Program)	30.23% 13

Total Respondents: 43

Not right now, but add my email for future volunteer opportunities (28)

Q12 Any additional comments that you would like to share with us....

Answered: 29 Skipped: 145